

SPECIFICATIONS

1.9L 4X4 MT

3.0L 4X4 MT

1.9L 4X4 MT

3.0L 4X4 MT

ENGINE

Model	RZ4E-TC	4JJ3-TCX
Type	In-Line 4-Cylinder VGS Turbo Intercooler Diesel DOHC 16V	In-Line 4-Cylinder VGS Turbo Intercooler Diesel DOHC 16V
Displacement (cc)	1,898	2,999
Bore x Stroke (mm)	80 x 94.4	95.4 x 104.9
Compression Ratio	16.5 : 1	16.3 : 1
Maximum Output (PS / rpm) [ISO NET]	150 / 3,600	190 / 3,600
Maximum Torque (Nm / rpm) [ISO NET]	350 / 1,800 - 2,600	450 / 1,600 - 2,600
Fuel System	Direct Injection Electronic Commonrail	Direct Injection Electronic Commonrail

TRANSMISSION

Type	6-Speed Manual with Gear Shift Indicator (GSI) & Reverse Gear Lockout
------	---

CHASSIS & SUSPENSION

Suspension	Front	Independent Double Wishbones, Coil Springs & Stabilizers with Gas Shock Absorbers
	Rear	Semi-Elliptical Leaf Springs with Gas Shock Absorbers
Brakes	Front	Ventilated Disc
	Rear	Leading & Trailing Drums
Terrain Command 4X4 System		Equipped
Rear Differential Lock		Equipped
Steering System		Rack & Pinion Hydraulic Power Steering
Min. Turning Radius (m)		6.25
Tyres & Wheels		205R16C, 16 inch Steel
Spare Tyre & Wheel		205R16C, Steel

DIMENSION, WEIGHT & CAPACITIES

Overall Length (mm)	5,330	
Overall Width (mm)	1,810	
Overall Height (mm)	1,770	
Wheelbase (mm)	3,125	
Deck Length (mm)	2,345	
Deck Width (mm)	1,590	
Deck Height (mm)	465	
Min. Ground Clearance (mm)	220	
Water Wading Depth (mm)	800	
Kerb Weight (kg)	1,805	1,885
Gross Weight (kg)	2,800	
Seating Capacity	2	
Fuel Tank Capacity (L)	76	



Authorised Dealer

Isuzu Malaysia Sdn. Bhd. 200401026438 (664946-H)
501D, Level 5, Tower D, Uptown 5, No. 5, Jalan SS21/39,
Damansara Uptown, 47400 Petaling Jaya, Selangor.

Visuals and specifications shown in this brochure may differ from actual model. Isuzu Malaysia Sdn. Bhd. reserves the right to change technical specifications and features without prior notice. All optional accessories are subject to additional charges.

EXTERIOR

Headlamps	Multi-Reflector Halogen with Follow-Me-Home Light
Daytime Running Lights (DRL)	Bulb
Headlamp Levelling	Manual
Front Grille	Black & Dark Grey
Front Bumper	Black
Wipers	With Intermittent
Door Outer Mirrors	Black - Power Adjust
Door Handles	Black
Tailgate Handles	Side Lock Type
Cargo Box Outer Hooks	Equipped
Guard Frame	Equipped
Bed Liner	Equipped
Rear Combination Lamps	Bulb
Rear Bumper	Black - Two Step Type

INTERIOR

Meter Panel	Conventional Type with Illumination Control
Multi Information Display (MID)	3.5 inch LCD Monochrome Display
Steering Wheel	4-Spoke Urethane
Lane Changing Mode	Equipped
Sun Visor	Equipped with Ticket Holder for Driver
Rear View Mirror	Day & Night
Audio System	1-Din AM/FM, USB & Bluetooth
Speaker	2
Climate Control	Manual
Gear Knob Type	Urethane
Seats	Vinyl with 4-way Manual Adjust
Power Door Lock	Equipped with Speed Sensing Auto Door Lock & Auto Unlock if Airbags Activated
Power Windows	Equipped with Auto Down for Driver
Cabin Lamp	Equipped
12V/120W Power Outlet	Equipped
Assist Handles	Fixed Type at A-Pillar
Rubber Floor Tray	Equipped

ACTIVE SAFETY

Anti-lock Brake System (ABS)	Equipped
Electronic Brake-force Distribution (EBD)	Equipped
Brake Assist (BA)	Equipped
Electronic Stability Control (ESC)	Equipped
Traction Control System (TCS)	Equipped
Hill Start Assist (HSA)	Equipped
Hill Descent Control (HDC)	Equipped
Brake Override System (BOS)	Equipped
Emergency Stop Signal (ESS)	Equipped
High Mount Stop Lamp	Equipped

PASSIVE SAFETY

SRS Airbags	2 (Driver & Front Passenger)
Side Door Impact Beams	All Doors
Collapsible Steering Column	Equipped
Whiplash Protection	All Seats
Seat Belts	3-Point ELR with Pre-Tensioner & Load Limiter
Seat Belt Reminder	All Seats

SECURITY

Vehicle Security System	Key-Coded Immobilizer
-------------------------	-----------------------



NEW ISUZU
D-MAX
BREAKING BOUNDARIES

L I V E L I M I T L E S S



ALL SET FOR ANY TASK

The New Isuzu D-Max is built to last. With a new bold design, strong performance, a practical and comfortable interior - it is perfect for everything you set out to do.



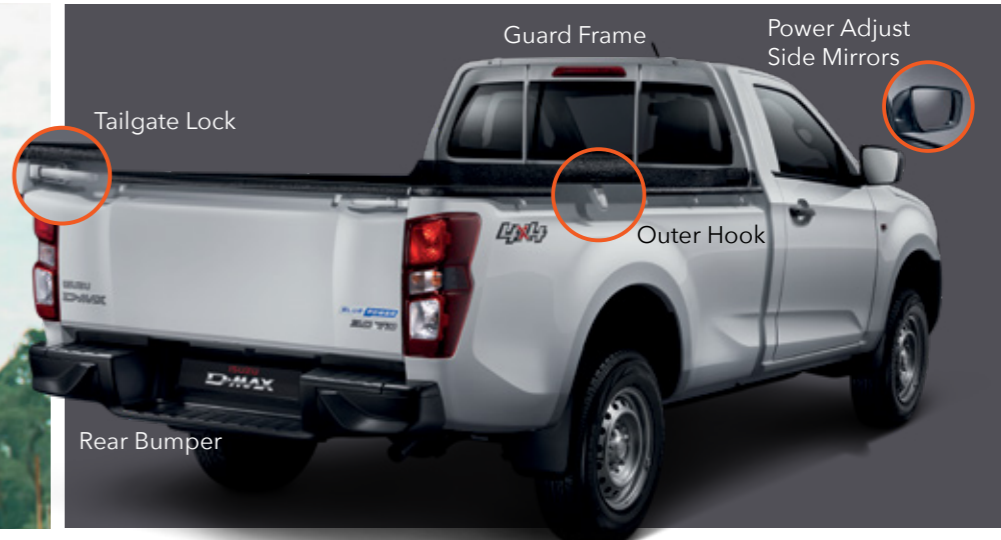
Multi Storage Compartment



New 12V Power Outlet



Power Door Lock and Power Window with Auto Down for Driver



Tailgate Lock

Guard Frame

Power Adjust Side Mirrors

Outer Hook

Rear Bumper




Halogen Multi-Reflector Headlamps with Manual Levelling & Bulb DRL



1.5L Bottle Storage



Vinyl Seat



New Remote Keyless Entry (RKE)



Big Cargo Space

WORKS JUST AS HARD AS YOU **1.9/3.0 TD** **BLUE POWER**

Experience Isuzu's award-winning signature Blue Power engine that delivers impressive power with great fuel economy. We're driven to succeed, so that you can, too.



01 3.0L Blue Power Engine - **190PS/450Nm**
02 1.9L Blue Power Engine - **150PS/350Nm**

TERRAIN COMMAND

Venture into extreme terrains with The New Isuzu D-Max, featuring Terrain Command that takes less than a second to switch between 2WD, 4WD-high, and 4WD-low modes.



4x4 DUAL

New Rear Differential Lock

The differential lock makes sure you have the traction you need to get out of difficult obstacles when travelling off-road.



800mm Water Wading Depth

Wading depth of 800mm allows you to navigate water crossings with confidence.



Under-Body Protection

Travel on various terrains without worries with the essential parts of your New Isuzu D-Max protected by steel under-body guard.



High Ground Clearance plus Approach and Departure Angle

The New Isuzu D-Max features 220mm Ground Clearance plus an approach angle of 29° and departure angle of 22.5°.



ANY TERRAIN. ANY CONDITION. ANY CHALLENGE.

No terrain is too challenging for The New Isuzu D-Max. Take on anything with the pick-up truck that is constructed, designed, and engineered for greatness.



ENGINEERED TO PERFORM WITH ISUZU'S "TRUCK DNA"



At Isuzu, we are well-known for producing pick-up trucks with the Isuzu "Truck DNA" - pick-ups that are constructed and engineered for durability, reliability, and fuel efficiency.

SAFETY IS PRIORITY

Accomplish each task at hand with optimum safety. The New Isuzu D-Max is equipped with the finest standards of safety for peace of mind in your drive, every day.



01 Anti-lock Brake System (ABS)

In emergency situations, the system ensures the vehicle can still be manoeuvred.

02 Electronic Brake-force Distribution (EBD)

Allows the control of braking force between the front and rear wheels depending on vehicle load.

03 Brake Assist (BA)

In emergency situations, the system helps to apply full braking force.

04 Electronic Stability Control (ESC)

Helps you stay in control of the vehicle.

05 Traction Control System (TCS)

Allows for greater control over the road or terrain.

06 Hill Start Assist (HSA)

Prevents vehicle roll-back automatically when starting on steep gradients.

Hill Descent Control (HDC)

Automatically controls the brakes and maintains vehicle speed while descending steep slopes.

Emergency Stop Signal (ESS)

In emergency situations, warning lights are activated to indicate that the vehicle is braking rapidly.

Brake Override System (BOS)

Reduces engine power if the accelerator and brake pedal are pressed at the same time.



01




02




03



04



05



06

SPECIFICATIONS

1.9L 4X4 MT

3.0L 4X4 MT

1.9L 4X4 MT

3.0L 4X4 MT

ENGINE

Model	RZ4E-TC	4JJ3-TCX
Type	In-Line 4-Cylinder VGS Turbo Intercooler Diesel DOHC 16V	In-Line 4-Cylinder VGS Turbo Intercooler Diesel DOHC 16V
Displacement (cc)	1,898	2,999
Bore x Stroke (mm)	80 x 94.4	95.4 x 104.9
Compression Ratio	16.5 : 1	16.3 : 1
Maximum Output (PS / rpm) [ISO NET]	150 / 3,600	190 / 3,600
Maximum Torque (Nm / rpm) [ISO NET]	350 / 1,800 - 2,600	450 / 1,600 - 2,600
Fuel System	Direct Injection Electronic Commonrail	Direct Injection Electronic Commonrail

TRANSMISSION

Type	6-Speed Manual with Gear Shift Indicator (GSI) & Reverse Gear Lockout
------	---

CHASSIS & SUSPENSION

Suspension	Front	Independent Double Wishbones, Coil Springs & Stabilizers with Gas Shock Absorbers	
	Rear		Semi-Elliptical Leaf Springs with Gas Shock Absorbers
Brakes	Front		Ventilated Disc
	Rear		Leading & Trailing Drums
Terrain Command 4X4 System		Equipped	
Rear Differential Lock		Equipped	
Steering System		Rack & Pinion Hydraulic Power Steering	
Min. Turning Radius (m)		6.25	
Tyres & Wheels		205R16C, 16 inch Steel	
Spare Tyre & Wheel		205R16C, Steel	

DIMENSION, WEIGHT & CAPACITIES

Overall Length (mm)	5,330	
Overall Width (mm)	1,810	
Overall Height (mm)	1,770	
Wheelbase (mm)	3,125	
Deck Length (mm)	2,345	
Deck Width (mm)	1,590	
Deck Height (mm)	465	
Min. Ground Clearance (mm)	220	
Water Wading Depth (mm)	800	
Kerb Weight (kg)	1,805	1,885
Gross Weight (kg)	2,800	
Seating Capacity	2	
Fuel Tank Capacity (L)	76	

EXTERIOR

Headlamps	Multi-Reflector Halogen with Follow-Me-Home Light
Daytime Running Lights (DRL)	Bulb
Headlamp Levelling	Manual
Front Grille	Black & Dark Grey
Front Bumper	Black
Wipers	With Intermittent
Door Outer Mirrors	Black - Power Adjust
Door Handles	Black
Tailgate Handles	Side Lock Type
Cargo Box Outer Hooks	Equipped
Guard Frame	Equipped
Bed Liner	Equipped
Rear Combination Lamps	Bulb
Rear Bumper	Black - Two Step Type

INTERIOR

Meter Panel	Conventional Type with Illumination Control
Multi Information Display (MID)	3.5 inch LCD Monochrome Display
Steering Wheel	4-Spoke Urethane
Lane Changing Mode	Equipped
Sun Visor	Equipped with Ticket Holder for Driver
Rear View Mirror	Day & Night
Audio System	1-Din AM/FM, USB & Bluetooth
Speaker	2
Climate Control	Manual
Gear Knob Type	Urethane
Seats	Vinyl with 4-way Manual Adjust
Power Door Lock	Equipped with Speed Sensing Auto Door Lock & Auto Unlock if Airbags Activated
Power Windows	Equipped with Auto Down for Driver
Cabin Lamp	Equipped
12V/120W Power Outlet	Equipped
Assist Handles	Fixed Type at A-Pillar
Rubber Floor Tray	Equipped

ACTIVE SAFETY

Anti-lock Brake System (ABS)	Equipped
Electronic Brake-force Distribution (EBD)	Equipped
Brake Assist (BA)	Equipped
Electronic Stability Control (ESC)	Equipped
Traction Control System (TCS)	Equipped
Hill Start Assist (HSA)	Equipped
Hill Descent Control (HDC)	Equipped
Brake Override System (BOS)	Equipped
Emergency Stop Signal (ESS)	Equipped
High Mount Stop Lamp	Equipped

PASSIVE SAFETY

SRS Airbags	2 (Driver & Front Passenger)
Side Door Impact Beams	All Doors
Collapsible Steering Column	Equipped
Whiplash Protection	All Seats
Seat Belts	3-Point ELR with Pre-Tensioner & Load Limiter
Seat Belt Reminder	All Seats

SECURITY

Vehicle Security System	Key-Coded Immobilizer
-------------------------	-----------------------



Authorised Dealer

Isuzu Malaysia Sdn. Bhd. 200401026438 (664946-H)
501D, Level 5, Tower D, Uptown 5, No. 5, Jalan SS21/39,
Damansara Uptown, 47400 Petaling Jaya, Selangor.

Visuals and specifications shown in this brochure may differ from actual model. Isuzu Malaysia Sdn. Bhd. reserves the right to change technical specifications and features without prior notice. All optional accessories are subject to additional charges.